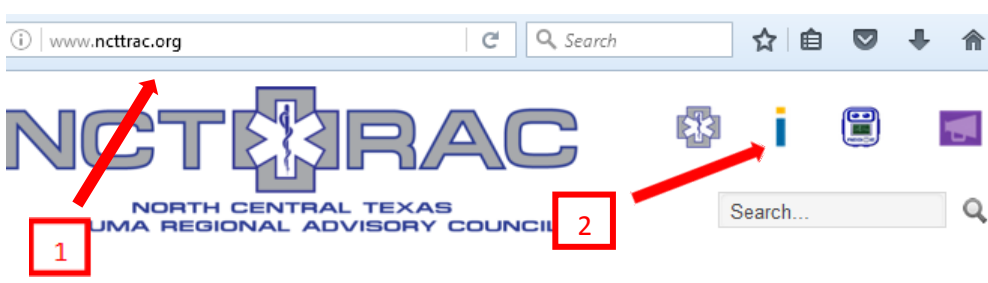
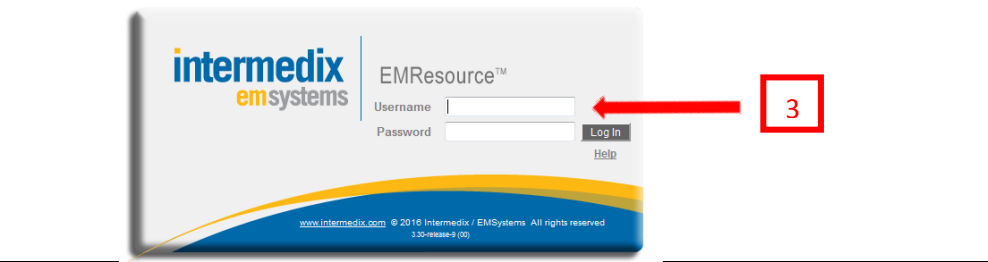
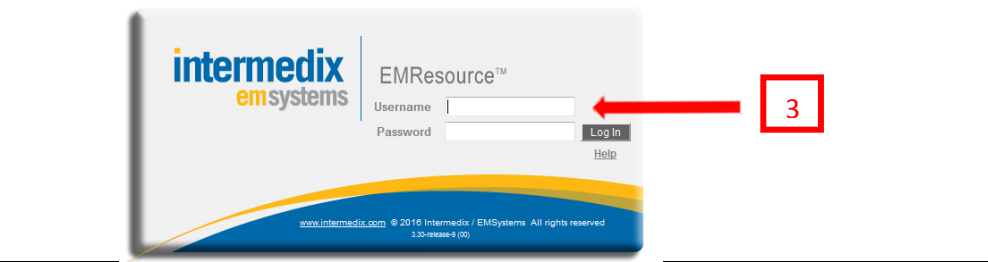








EMResource Daily Bed Availability Report Guide

1) Log On To : www.ncttrac.org																									
2) Select the EMResource Logo																									
3) Fill in your user name and password																									
4) Select your hospital	 <table border="1" style="width: 100%; border-collapse: collapse; margin-top: 10px;"> <thead> <tr> <th>East Trauma Centers</th> <th>Open</th> <th>Closed</th> <th>Advisory</th> </tr> </thead> <tbody> <tr> <td>Baylor University Medical Center</td> <td>Open</td> <td></td> <td></td> </tr> <tr> <td>CHST Children's Medical Center - Dallas</td> <td>Open</td> <td>Overdue</td> <td></td> </tr> <tr> <td>Medical Center - Plano</td> <td>Open</td> <td></td> <td></td> </tr> <tr> <td>Methodist - Dallas Medical Center</td> <td>Open</td> <td></td> <td></td> </tr> <tr> <td>Parkland Memorial Hospital</td> <td>Open</td> <td>Overdue</td> <td></td> </tr> </tbody> </table>	East Trauma Centers	Open	Closed	Advisory	Baylor University Medical Center	Open			CHST Children's Medical Center - Dallas	Open	Overdue		Medical Center - Plano	Open			Methodist - Dallas Medical Center	Open			Parkland Memorial Hospital	Open	Overdue	
East Trauma Centers	Open	Closed	Advisory																						
Baylor University Medical Center	Open																								
CHST Children's Medical Center - Dallas	Open	Overdue																							
Medical Center - Plano	Open																								
Methodist - Dallas Medical Center	Open																								
Parkland Memorial Hospital	Open	Overdue																							
5) Select Bed Type that needs updating. Click on the number or the dash in the adjacent STATUS column.	 <table border="1" style="width: 100%; border-collapse: collapse; margin-top: 10px;"> <thead> <tr> <th>Bed Availability: Whole Bed</th> <th>Status</th> </tr> </thead> <tbody> <tr> <td>Burn M</td> <td>0</td> </tr> <tr> <td>Burn Neg Flow</td> <td>0</td> </tr> <tr> <td>Burn NM</td> <td>0</td> </tr> <tr> <td>Emergency Department</td> <td>0</td> </tr> <tr> <td>ICU M</td> <td>0</td> </tr> </tbody> </table>	Bed Availability: Whole Bed	Status	Burn M	0	Burn Neg Flow	0	Burn NM	0	Emergency Department	0	ICU M	0												
Bed Availability: Whole Bed	Status																								
Burn M	0																								
Burn Neg Flow	0																								
Burn NM	0																								
Emergency Department	0																								
ICU M	0																								
6) With one dialog box open, you have the option to open ALL bed type dialog boxes. Click on SHOW ALL STATUSES to open all boxes for updating.																									
7) Update availability of all applicable bed types by entering a number. If you do not have a bed type, enter a ZERO (0).																									
8) Click SAVE at the bottom of the page																									
9) Select VIEW, Regional Default View , to return to regional status screen																									

Take the online training here: <http://ncttrac.litmos.com/self-signup/register/314039?type=1>

TSA-E Regional Disaster Preparedness and Response WholeBed Bed Availability Bed Types and Definitions

<u>Bed Types</u>	<u>Psych Beds</u>
Emergency Dept	Ado Female (13-17)
Neg Pres Isolation - Inpatient	Ado Male (13-17)
Neg Pres Isolation – ER Beds	
Operating Room	Adult Female (≥18)
Adult ICU Monitored	Adult Male (≥ 18)
Adult ICU Non Monitor	Chem Dep Female
Burn Monitored	Chem Dep Male
Burn Non Monitored	Child Female (≤ 12)
MedSurge Monitored	Child Male (≤ 12)
MedSurge Non Mon	
NICU 1	
NICU 2	
NICU 3	
OB L&D	<u>Other</u>
OB Recovery and Postpartum	Adult Only Vents
PICU Monitored	Pedi Only Vents
PICU Non Monitored	Adult & Pedi Vents
Pedi Monitored	
Pedi Non Monitored	

Definitions

Hospital Bed Types:

Emergency Dept: Provision of unscheduled outpatient services to patients in need of immediate care. Hospital Emergency diagnosis and treatment of illness or injury is provided.

Neg Pres Isolation - Inpatient: Provides inpatient care for patients where environmental factors, such as air exchanges, are controlled in an effort to minimize the transmission of infectious agents,

Neg Pres Isolation – Emergency Room: Provides care for patients in the Emergency Room where environmental factors, such as air exchanges, are controlled in an effort to minimize the transmission of infectious agents,

Operating Room: Provides care for patients in equipped and staffed operating rooms. These beds can be made available for patient care in a short period of time.

Adult ICU Monitored: Provides monitored care, including ventilator support, for critically injured or ill patients. Specialized support or treatment equipment is available for patients with life-threatening conditions that require intensified comprehensive observation and care.

TSA-E Regional Disaster Preparedness and Response

WholeBed Bed Availability Bed Types and Definitions

Adult ICU Non Monitor: Provides non-monitored care, including ventilator support, for critically injured or ill patients. Specialized support or treatment equipment is available for patients with life-threatening conditions that require intensified comprehensive observation and care.

Burn Monitored: Provides monitored care for severely burned patients.

Burn Non Monitored Provides non-monitored care for severely burned patients.

MedSurge Monitored: Provides monitored acute care to inpatients.

MedSurge Non Mon: Provides non-monitored acute care to inpatients.

NICU 1: Level 1 Basic - Provides care for neonatal resuscitation at every delivery; provides care for infants born at 35-37 weeks and are physiologically stable; provision of care to stabilize infants born at less than 35 weeks or who are ill until transfer to a higher level of care becomes available.

NICU 2: Level 2 Specialty - Provides care for infants less than 35 weeks or are less than 1500 grams who have physiological immaturity or who are moderately ill with problems that are expected to resolve rapidly and are not anticipated to need subspecialty services on an urgent basis. Provision of convalescent care after intensive care; assisted / ventilation on a limited basis; or mechanical ventilation for more than 24 hours.

NICU 3: Level 3 Subspecialty - Provides care for infants requiring sustained life support, conventional ventilation, minor surgical procedures, and severe and complex illnesses.

OB L&D: Provides care through all stages of labor and delivery during childbirth

OB Recovery and Postpartum: Provides care following childbirth

PICU Monitored: Provides monitored care, including ventilator support, for critically injured patients under the age of 18 years. Specialized support or treatment equipment is available for patients with life-threatening conditions that require intensified comprehensive observation and care.

PICU Non Monitored: Provides non-monitored care, including ventilator support, for critically injured patients under the age of 18 years. Specialized support or treatment equipment is available for patients with life-threatening conditions that require intensified comprehensive observation and care.

Pedi Monitored: Provides monitored pediatric care to children

Pedi Non Monitored: Provides non-monitored pediatric care to children

TSA-E Regional Disaster Preparedness and Response

WholeBed Bed Availability Bed Types and Definitions

Psych Beds: Provides inpatient psych services for individuals with acute mental health issues:

Ado Female (13-17): Adolescent Female (Aged 13-17)

Ado Male (13-17): Adolescent Male (Aged 13-17)

Adult Female (≥18): Adult Female (Aged 18 and over)

Adult Male (≥ 18): Adult Male (Aged 18 and over)

Chem Dep Female: Provides care for female patients with chemical dependencies

Chem Dep Male: Provides care for male patients with chemical dependencies

Child Female (≤ 12): Child Female (Aged 12 and under)

Child Male (≤ 12): Child Male (Aged 12 and under)

Other

Adult Only Vents: The number of ventilators that may be used for adult patients ONLY that are present in the institution but are currently not in use and could be supported by currently available staff

Pedi Only Vents: The number of ventilators that may be used for pediatric patients ONLY that are present in the institution but are currently not in use and could be supported by currently available staff

Adult & Pedi Vents: The number of ventilators that may be used for adult OR pediatric patients that are present in the institution but are currently not in use and could be supported by currently available staff