


**PURPOSE:** To communicate the National Emergency Department Overcrowding scores in order to better plan and manage surges. This process acts as a real-time early warning system and allows for better quality of care. The scores are as indicated:



- I. To access **EMResource**, visit the **NCTTRAC** website at [www.ncttrac.org](http://www.ncttrac.org) and click “i” icon in the top right hand corner.












- II. Log into **EMResource** with the correct Username and Password.






























## Updating NEDOCS Score in EMResource

- III. The TSA-E (Dallas/Fort Worth, TX) EMResource Regional Default view will appear displaying the statuses and availability of individual resources in the area. Hospitals, Aeromedical, MOCs, EMS/Fire/Police, First Responders, and AMBUSs are all considered regional “resources.”

	PHI Med 6 - Corsicana (877-435-9744)	Available At				Delayed Response, weather check , Delay: 1 mins.					
	PHI Med 8 - Arlington (877-435-9744)	Available At				Delayed Response, Weather check, Delay: 1 mins.					
	Medical City Children's Hospital Air	Available At									
	PHI Med 10 - Denton (877-435-9744)	Available At				Delayed Response, weather check, Delay: 1 mins.					
	East Trauma Centers	Open Closed Advisory	NEDOCS	DSHS Trauma	DSHS Stroke	SCPC Cardiac	Ophtho	ENT	NeuroSurg	OBGYN	Ortho
	Baylor University Medical Center	Open	42 - Normal	Open Level I	Open Comp/Level I	N/A	Yes	Yes	Yes	Yes	Yes
	Childrens Medical Center - Dallas	Open	--	Open Level I	N/A	N/A	Yes	Yes	Yes	Yes	Yes
	Medical Center - Plano	Open	87 - Busy	Open Level II	Open Comp/Level I	Yes w/PCI	Yes	Yes	Yes	Yes	Yes
	Methodist - Dallas Medical Center	Open	100 - Busy	Open Level II	Open Comp/Level I	N/A	Yes	No	Yes	Yes	Yes

- IV. Locate the NEDOCS column to the right of your facility name. Click on the current score to update this status.

 PHI Med 6 - Corsicana (877-435-9744)	Available At		Delayed Response, weather check , Delay: 1 mins.							
 PHI Med 8 - Arlington (877-435-9744)	Available At		Delayed Response, Weather check, Delay: 1 mins.							
 Medical City Children's Hospital Air	Available At									
 PHI Med 10 - Denton (877-435-9744)	Available At		Delayed Response, weather check, Delay: 1 mins.							
										
										
										
										
										
										
										
										
										
										
										
										
										
										
										
										
										
										
										
										
										
										
										

## Updating NEDOCS Score in EMResource

- V. The following screen will appear. You will need to know the following seven data points to input into the **NEDOCS Calculator**:
- Total ED Patients
  - Total ED Beds
  - Total ED Admits
  - Total Inpatient Beds
  - Last Door-Bed Time
  - Longest waiting admission in ED
  - Total Critical Care Patients (ventilators or 1:1)

NOTE: A **comment** may be entered to provide EMS with additional information of current capability. There is also a field for **Charge Nurse/Manager** and **Physician** names.

**Baylor University Medical Center**  
 Select the statuses to update (unchecked ones will not be changed):  
☒ **NEDOCS:** This is the NEDOCS calculator.  

<input type="text"/>	Number of ED Patients	<input type="text" value="68"/>	Number of ED Beds
<input type="text"/>	Number of ED Admits	<input type="text"/>	Number of Inpatient Beds (excluding PEDS and OB)
<input type="text"/>	Last Door-to-bed Time (hours, ex: 1.25)	<input type="button" value="Calculate"/>	
<input type="text"/>	Number of Critical Care Patients (in ED)		
<input type="text"/>	Longest ED Admit (hours, ex: 1.25)		

-- NEDOCS (Calculated) [NEDOCS Help Document](#)  
 (All fields are required and take only positive numbers.)

<input type="text"/>	Charge Nurse/Manager
<input type="text"/>	Physician

**Comment:**  
 PSYCH DIVERT; ICU/TELE SATS:

[Show All Statuses](#)

## Updating NEDOCS Score in EMResource

- VI. Next, click **calculate**. The **NEDOCS score** will then populate underneath the data point fields.

**NOTE:** There is **NEDOCS Help Document** next to the calculation with further information if needed.

☒ **NEDOCS:** This is the NEDOCS calculator.

<input type="text" value="15"/>	Number of ED Patients	<input type="text" value="35"/>	Number of ED Beds
<input type="text" value="4"/>	Number of ED Admits	<input type="text" value="25"/>	Number of Inpatient Beds (excluding PEDS and OB)
<input type="text" value="1.25"/>	Last Door-to-bed Time (hours, ex: 1.25)	<div>Calculate</div>	
<input type="text" value="1"/>	Number of Critical Care Patients (in ED)		
<input type="text" value="1.00"/>	Longest ED Admit (hours, ex: 1.25)		

134-Overcrowded : NEDOCS (Calculated) [NEDOCS Help Document](#)

(All fields are required and take only positive numbers.)

Charge Nurse/Manager  
 Physician

Comment:

[Show All Statuses](#)  

Save

Cancel

- VII. When finished entering in the needed information, click **Save** at the bottom of the box. The updated **NEDOCS** score will now be populated with the correct score and color on the main **Regional Default** view.