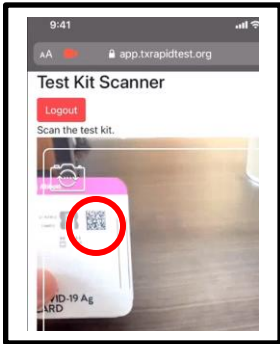


# NO ID or Driver's License? Pre-Register at <https://register.txrapidtest.org/>

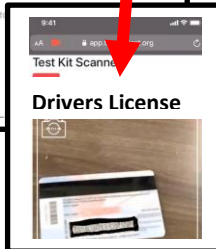
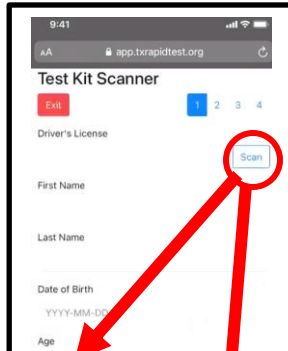


## Step 1 - Registration

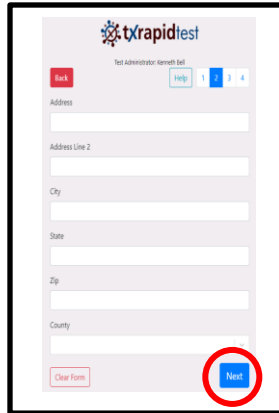
### A. Open Pack/ Scan Kit



### B. Scan/QR or Input Info



### C. Input Address



### D. Input Test Subject History



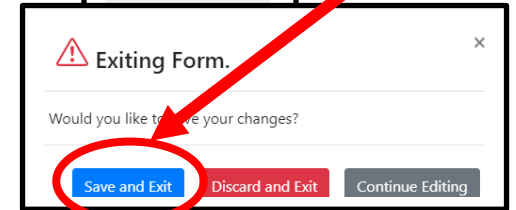

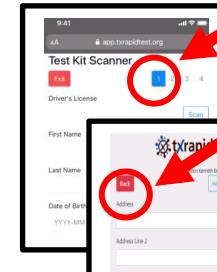
### E. Save Test Subject Information and Exit



Push "1"

Push "Exit"

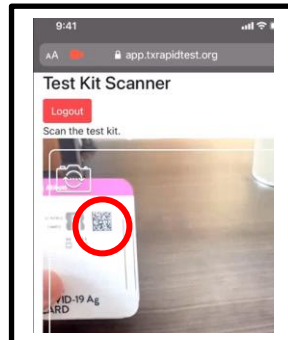
Push "Save and Exit"



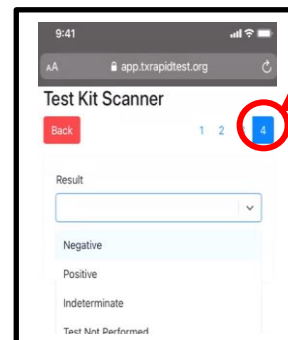
## Step 2 - Administer Test

## Step 3 - Report

### F. Re-Scan Kit



### G. Go to Screen 4



Push "4"

### H. Add Result and Submit

