

# ***Training and Exercise Workgroup***

**December 1, 2020  
11:15 AM – 12:15 PM**

- Welcome
- Results from Training and Exercise Planning Workshop
- TSA-E Virtual Tabletop Exercises
- Budget Spend Down Recommendations
- Open Discussion
- Next Meeting

# TEPW

## Polling Question # 2

Edit Poll 2
×

Anonymous? ⓘ

1.

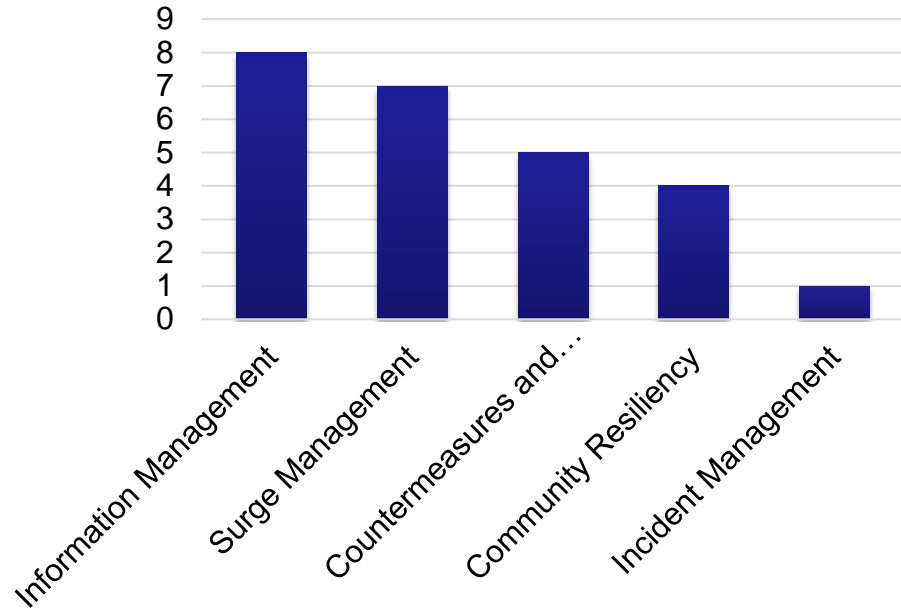
TSA - E experienced a few hazards, especially in 2020, take a look at the following HPP Corresponding Domains. Which domain(s) do you think should be our top priorities for 2020-2022 (training and exercises)?

Single Choice     Multiple Choice

Surge Management
Information Management
Community Resiliency
Incident Management
Countermeasures and Mitigation
Answer 6 (Optional)
Answer 7 (Optional)
Answer 8 (Optional)
Answer 9 (Optional)
Answer 10 (Optional)

[Delete](#)

### Pending Poll Results



# TEPW

## Polling Question # 3

The screenshot shows a web-based poll editor. At the top, there is a title field containing 'Training Delivery Options and Media' and a checkbox for 'Anonymous?'. Below this is a question number '1.' followed by a text box with the question: 'Click on the E-Learning tools of interest to you.' Underneath the question are two radio buttons: 'Single Choice' and 'Multiple Choice', with 'Multiple Choice' selected. A list of ten options is provided, each in a separate row with a light blue background and a thin border. The options are: 'Interactive Videos offered via the LMS', 'Virtual Group discussions on exercise scenario', 'Virtual Minis (10-15 minutes Just In Time Training)', 'Guest Speakers (Virtual lectures)', 'Guest Speakers (view recording via the LMS)', 'Offer Business and Career Related courses via the LMS', 'Attend Regional/State Conferences (virtual or in person)', 'Online Reference Guides', 'Live Courses via the LMS', and 'Gamification'. A 'Delete' button is located at the bottom right of the list.

Feedback received from partners:

- Interactive videos
- Demonstrations or tutorial online videos via our LMS
- Virtual Minis
- Add Business and Career Related Videos
- Reference Guides
- Video Training

# TEPW

## Polling Question # 4

Edit Poll 4
×

Anonymous? ⓘ

1.

Are you interested in being on the Exercise Planning Team?

Single Choice     Multiple Choice

Yes, I will email you my contact information.

No

Not now, but I am interested in future participation.

Answer 4 (Optional)

Answer 5 (Optional)

Answer 6 (Optional)

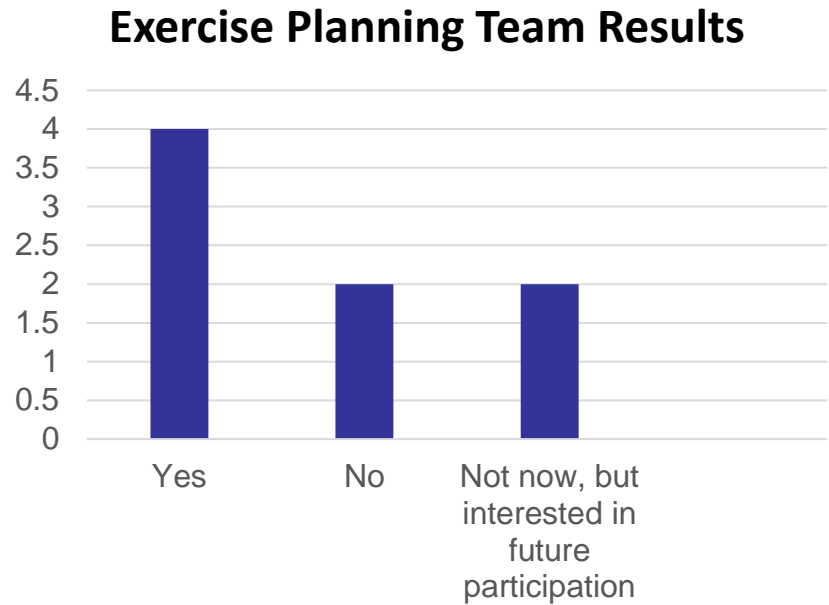
Answer 7 (Optional)

Answer 8 (Optional)

Answer 9 (Optional)

Answer 10 (Optional)

Delete



# Future Training & Exercise Planning Workshops (TEPW) Polling Question #5

Edit Poll 5
×

Anonymous? ⓘ

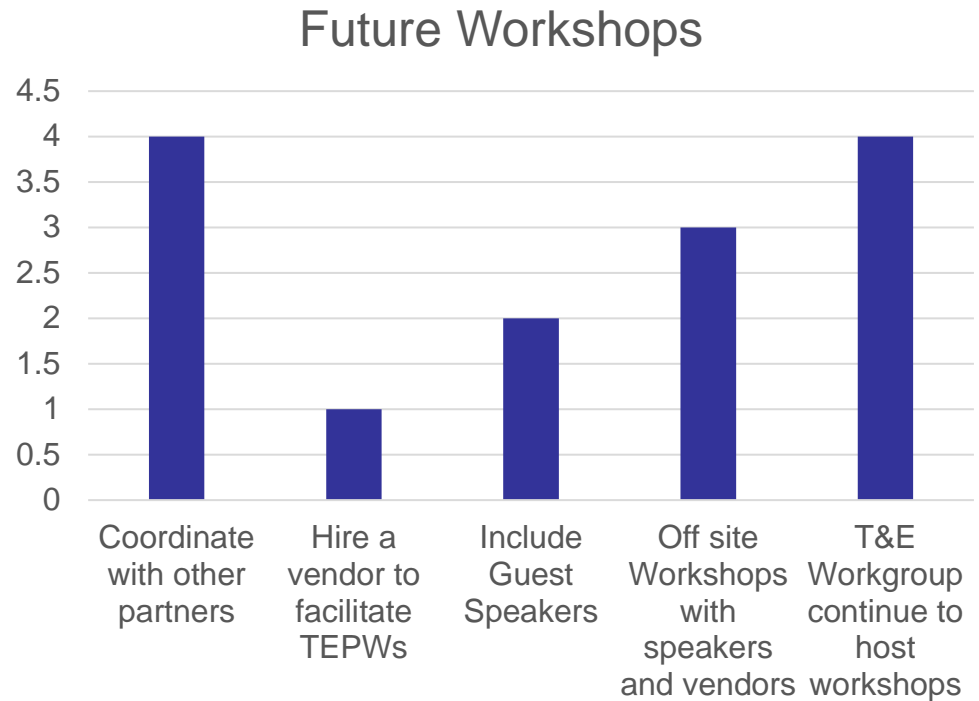
1.

Below are some ideas for future TEPW.

Single Choice
  Multiple Choice

Coordinate with other ESF-8 partners to conduct annual w
Bring in a vendor to facilitate the workshop (virtual or in p
Include a Guest Speaker
Offer workshop off - site and include guest speaker, vendo
T&E Workgroup continue to host future workshops
Answer 6 (Optional)
Answer 7 (Optional)
Answer 8 (Optional)
Answer 9 (Optional)
Answer 10 (Optional)

Delete



## FEMA HSEEP Page

<https://www.fema.gov/emergency-managers/national-preparedness/exercises/hseep>

## Prep Toolkit HSEEP Page

<https://preptoolkit.fema.gov/web/hseep-resources>

## EMI HSEEP Course Page

<https://training.fema.gov/programs/hseep>

## IPPW Video Link

[https://youtu.be/UHelz\\_G3dyU](https://youtu.be/UHelz_G3dyU)

The image is a promotional graphic for a video titled "Charting the Exercise Program Vision: The Integrated Preparedness Planning Workshop". The background is a gradient of blue and yellow. At the top, in a dark blue banner, is the text "IPPW Video". Below this, a large white arrow points to the right, containing the text "Charting the Exercise Program Vision:". Underneath the arrow, the subtitle "The Integrated Preparedness Planning Workshop" is written in a smaller font. On the right side, there is an illustration of a whiteboard on a tripod stand with a hammer and a wrench leaning against it. At the bottom left, the FEMA logo is displayed, consisting of the Department of Homeland Security seal and the word "FEMA". To the right of the FEMA logo is a circular diagram titled "Exercise Cycle" with four segments: "Plan", "Do", "Check", and "Act". At the bottom right, the video link "Link: https://youtu.be/UHelz\_G3dyU" is provided.

## TSA – E Virtual Tabletop Exercises

Sponsored by EMI

**Sponsor:** Emergency Management Institute (EMI) is conducting a series of VTTX using a video teleconference (VTC) platform to reach community-based training audiences around the country and provide a virtual forum for disaster training. This is a four-hour tabletop exercise discussion of a simulated disaster scenario.

**Target Audience:** These virtual tabletop exercises are designed for a “community-based” group (not individual participation) of at least five or more representatives from our core groups within the Regional Emergency Preparedness Committee: Public Health, Health Care Providers, CMS Providers, EMS, Disaster Behavioral Health, Councils of Government, , and Emergency Management.



# TSA-E Virtual TTX Schedule

<b>Tabletop Exercise Dates</b>	<b>Scenarios</b>	<b>Exercise Objectives</b>
<b>December 10, 2020</b>	Winter Storm-Long Term Power Outage	Operational Coordination and Communications
<b>January 07, 2021</b>	Active Threat – Office	Operational Coordination and Communications
<b>January 21, 2021</b>	Sports	Mass Care and Housing
<b>March 23, 2021</b>	Flood	Operational Coordination and Communications
<b>June 15, 2021</b>	Cyber	Cybersecurity

# How to Participate in TTX

- Have your FEMA Student Identification (SID) number available when you apply for training. If you do not have a SID number, go to <https://cdp.dhs.gov/femasid> to obtain one.
- All participants must sign up to take part with NETC Admissions. The link to the online application is <https://training.fema.gov/onlineadmissions/>
- Make sure to state somewhere in your application you want to participate under “NCTTRAC” (Break Out Sessions).

# 2021 CST Full Scale Exercise



**Establish a Planning Team  
By November 2021**

# Planning Team

- Official meetings
  - Concept & Objectives Conference
  - Initial Planning
  - Mid-Term Planning



# Training & Exercise Budget

Training	Cost	Balance
Beginning Balance: T&E Dvlp/Implementation (includes Competency Based Training) Supplemental		\$140,000.00 \$59,749.00
Learning Management System (annually)		\$7,000.00
<b>Ending Balance as of 11/2020</b>		<b>\$192,749.00</b>

# 2021 Spend Down Recommendations

	Cost	Balance
<b>CISM Courses:</b> Feb. 16 – Feb. 17, 2021 (Individual) March 9 – March 10, 2021 (Group) May 11 – May 12, 2021 (Individual) May 25 – May 26, 2021 (Group)	Students @ \$150 each = \$3750.00 Students @ \$150 each = \$3750.00 Students @ \$150 each = \$3750.00 Students @ \$150 each = \$3750.00	<b>\$15,000.00</b>
<b>Griefwords Library</b> (A comprehensive library of articles and book excerpts about grief; for bereaved HCC-E Coalition)	\$350.00 Setup Fee \$180.00 1-year subscription	<b>\$530.00</b>
<b>Active Shooter Workshop</b> (healthcare scenario)		
<b>Speakers</b> (topic: Bereavement Training, Wellbeing-Mental Health, First Responders Mental Health, Infectious Control Practices)		<b>\$50,000.00</b>
<b>Quick Series Guides and Wallet Cards</b> (Continuity of Operations, Safety At Work, Donning & Doffing, )		Prices vary depending on quantity
<b>Online Course Development:</b> <ul style="list-style-type: none"> <li>Just In Time Training on Evacuation Equipment (video)</li> <li>Long Term Response Training</li> <li>Command Center Training</li> </ul>		<b>\$50,000.00</b>

# Next Steps

- Distribute the updated MYTEP to coalition partners for review  
(comments due by December 18, 2020)
- Virtual TTX: Winter Storm-Long Term Power Outage (December 10<sup>th</sup>)
- Submit finalized MYTEP to REPC for approval (January/February)
- Virtual TTX: Active Shooter (January 7<sup>th</sup>)
- Virtual TTX: Sports (January 21<sup>st</sup>)





## Comments/Questions